

UNIT PLANNER 2026-2027

| SUBJECT- ENGLISH | | | CLASS- II | |
|---|-------------|---------------------|--|---|
| MONTH | UNIT | WORKING DAYS | TOPIC/LESSON | ACTIVITIES |
| APRIL | 1 | 8 | Lit – Ch- 1 Grammar – Ch- 1,2 | Lit - Role play of Chapter 1 to be done in class. |
| | 2 | 13 | Lit – Ch- 2(Activity) Poem – The Swing Grammar – Ch -3,4 Ch – 24 Comprehension-1 | Grammar -Make a chart in your notebook and write five examples each of Proper Nouns and Common Nouns. |
| MAY | 3 | 11 | Lit – Ch- 3 Poem – Walk with Grandpa, Grammar -Ch- 5,6,23(Antonyms) | Lit -Paste a picture of what you want to be when you grow up and write a few lines about why you want to be that. |
| | 4 | 1 | Grammar – Ch- 23 (Antonyms) | |
| SUMMER BREAK (18TH MAY- 20TH JUNE) | | | | |
| JUNE | 5 | 7 | Grammar – Ch- 7,8 | |
| JULY | 6 | 13 | Lit – Ch- 4 Revision of PT-1 Grammar – Ch-9,10 Ch- 24 Comprehension-2 | Grammar - Worksheet related to Present and Past tense. |
| | 7 | 13 | Lit – Ch- 5 Poem – A White Hen Grammar – Ch- 11 | Lit - Draw a Banyan Tree in your notebook and write its uses. |
| PT- 1 (FROM 13TH JULY) | | | | |
| AUG | 8 | 12 | Lit – Ch- 6 Letter Writing Grammar – Ch -12, 13 | Lit - Make a list of the things you would like to carry in a picnic basket. |
| | 9 | 11 | Poem – Little Raindrops Grammar – Ch -23 (One word Substitution) Grammar – Ch- 14 | Grammar -Draw any five food items and write their qualities. |

| | | | | |
|---|----|----|--|--|
| SEP | 10 | 10 | Term 1 Revision | |
| | 11 | 0 | Term 1 Exams | |
| TERM 1 (FROM 15TH SEP) | | | | |
| OCT | 12 | 11 | Lit – Ch- 7 Grammar – Ch -15, 16 Ch – 24 Comprehension -3 | Lit - Role play of Ch- 7 to be done in class. |
| | 13 | 8 | Lit – Ch- 8 (Activity) Grammar – Ch -17 | Grammar - Draw any five prepositions in your notebook. |
| DUSSEHRA HOLIDAYS (18TH OCT- 20TH OCT) | | | | |
| DIWALI HOLIDAYS (7TH NOV-11TH NOV) PRE BOARD 1 (FROM 16TH NOV) | | | | |
| NOV | 14 | 8 | Poem - The Fly Grammar - Ch - 18, 23 (Homophones) | |
| | 15 | 13 | Lit – Ch- 9 Poem - Cradle song Grammar - Ch -19,20 | Lit – Make a Christmas Tree in your notebook. |
| PT-2 / PRE BOARD 2 (FROM 14TH DEC) | | | | |
| DEC | 16 | 13 | Revision of PT 2 Lit - Ch -10 Paragraph Writing Comprehension-4 | Lit-Paste a picture of your favourite sports person and write two lines about it in your notebook. |
| | 17 | 12 | Poem - Wheels Grammar– Ch- 21, 22 | |
| WINTER BREAK (31ST DEC-10TH JAN) | | | | |
| JAN | 18 | 4 | Grammar - Ch -23 (Silent letters) | |
| | 19 | 10 | Revision | |
| FEB | 20 | 12 | Term 2 Revision | |
| | 21 | 0 | Term 2 Exams | |
| FINAL EXAMS (FROM 15TH FEB) | | | | |

UNIT PLANNER 2026-2027

| SUBJECT- HINDI | | | CLASS- II | |
|---|-------------|---------------------|--|--|
| MONTH | UNIT | WORKING DAYS | TOPIC/LESSON | ACTIVITIES |
| APRIL | 1 | 8 | मेधा-पाठ-1 सार्थक- पाठ-1 | |
| | 2 | 13 | मेधा- पाठ-2 सार्थक-पाठ-2, 3 | सार्थक- पृष्ठ 20 (दिए गए चित्रों में रंग भर के उन्हें अपनी पसंद के नाम दिजिए) |
| MAY | 3 | 11 | मेधा- पाठ-3 सार्थक- पाठ-16 (कविता लेखन) | मेधा- पृष्ठ 24 (भारत के किन्हीं चार राष्ट्रपति के चित्र लगाकर उनके नाम लिखिए) |
| | 4 | 1 | बोलने की बारी-मेरा परिचय | |
| SUMMER BREAK (18TH MAY- 20TH JUNE) | | | | |
| JUNE | 5 | 7 | मेधा- पाठ-4 बोलने की बारी-मेरा परिचय | |
| JULY | 6 | 13 | मेधा- पाठ-6 सार्थक- पाठ-4 Revision- PT 1 | सार्थक- पृष्ठ 37 (दिनचर्या से सम्बन्धित क्रियाकलाप) |
| | 7 | 13 | मेधा- पाठ-5 (केवल पठन हेतु), पाठ-7 सार्थक- पाठ-5, 6 | मेधा-प्राथमिक उपचार में उपयोग होने वाली कोई चार वस्तुएँ बनाइये |
| PT- 1 (FROM 13TH JULY) | | | | |
| AUG | 8 | 12 | मेधा- पाठ-8, 9 सार्थक- पाठ-7, 15(वस्तुवर्णन) | सार्थक- पृष्ठ 56 (दिए गए चित्र में रंग भर के एकवचन व बहुवचन वाली चीजों के नाम अलग-अलग लिखिए) |
| | 9 | 11 | मेधा- पाठ-10, 11 सार्थक- पाठ-8, एवं वाक्य लेखन (स्वच्छता का महत्व, मोबाइलफोन) | |
| SEP | 10 | 10 | Term 1 Revision | |
| | 11 | 0 | Term 1 Exams | |
| TERM 1 (FROM 15TH SEP) | | | | |

| | | | | |
|---|----|----|---|---|
| OCT | 12 | 11 | मेधा- पाठ-11,12 सार्थक- पाठ-9 | मेधा- पृष्ठ 68 (अपनी माँ का चित्र लगाकर उनके जन्मदिन के बारे में लिखिए) |
| | 13 | 8 | मेधा- पुनःअभ्यास- पाठ-10 सार्थक- पाठ-10, चित्र वर्णन | |
| DUSSEHRA HOLIDAYS (18TH OCT- 20TH OCT) | | | | |
| DIWALI HOLIDAYS (7TH NOV-11TH OCT) PRE BOARD 1 (FROM 16TH NOV) | | | | |
| NOV | 14 | 8 | मेधा- पाठ-13, 14 सार्थक- पाठ-11 | |
| | 15 | 13 | मेधा- पाठ-14,15, 16 सार्थक- पाठ-12, 13 | मेधा - पृष्ठ 98 (कागज़ की मदद से लिफाफा या थैला बनाइये) |
| PT-2 / PRE BOARD 2 (FROM 14TH DEC) | | | | |
| DEC | 16 | 13 | मेधा- पाठ-16, 17 सार्थक- पाठ-14 PT-2 revision | सार्थक- A4 शीट पर महीनों व उनके कुल दिनों के नाम लिखिए |
| | 17 | 12 | मेधा-पुनःअभ्यास सार्थक- पाठ-14, 16(कहानी लेखन) | |
| WINTER BREAK (31ST DEC-10TH JAN) | | | | |
| JAN | 18 | 4 | मेधा- पाठ-18 (केवल पठन हेतु) | भारत देश के दो राष्ट्रीय चिह्न बनाइये |
| | 19 | 10 | सार्थक-पाठ-16 (कहानीलेखन) शब्दभंडार, | |
| FEB | 20 | 12 | Term 2 Revision | |
| | 21 | 0 | Term 2 Exams | |
| FINAL EXAMS (FROM 15TH FEB) | | | | |

UNIT PLANNER 2026-2027

| SUBJECT-MATHS | | | CLASS-II | |
|---|------|--------------|---|--|
| MONTH | UNIT | WORKING DAYS | TOPIC/LESSON | ACTIVITIES |
| APRIL | 1 | 8 | 2-digit Numbers <ul style="list-style-type: none"> • Things We Know • Place Value • Comparing and Arranging • Addition, Subtraction • Math Gym | Students will make 2-digit numbers and show tens and ones using sticks or beads. They also write the place value of each digit. |
| | 2 | 13 | 2-digit Numbers <ul style="list-style-type: none"> • Addition, Subtraction (Continued) • Review Worksheet 1 3- digit Numbers <ul style="list-style-type: none"> • Writing numbers 101 to 1000 • Understanding 3- digit Numbers • Do and Learn: Understanding 3- digit Numbers • Place Values in 3-digit Numbers • Math Gym | Teacher will make a (Hundreds–Tens–Ones) chart on the board. Students will place given numbers in the correct columns. |
| MAY | 3 | 11 | 3-digit Numbers <ul style="list-style-type: none"> • Before, After, Between • Comparing and Arranging • Review Worksheet 2 • Adding and subtracting Hundreds • Simple Addition, Subtraction of 3 digit-Numbers | Draw beads on the Abacus and represent the following numbers. (Ex-324, 456 and 532) |
| | 4 | 1 | 3 digit-Numbers <ul style="list-style-type: none"> • Simple Addition, Subtraction of 3 digit-Numbers | |
| SUMMER BREAK (18TH MAY- 20TH JUNE) | | | | |
| JUNE | 5 | 7 | 3 digit- Numbers <ul style="list-style-type: none"> • Addition of 3 digit-Numbers with carrying • Subtraction of 3 digit-Numbers with borrowing | <u>Group Objects Activity-</u> Students will make equal groups using beads/buttons and understand multiplication as repeated addition. |

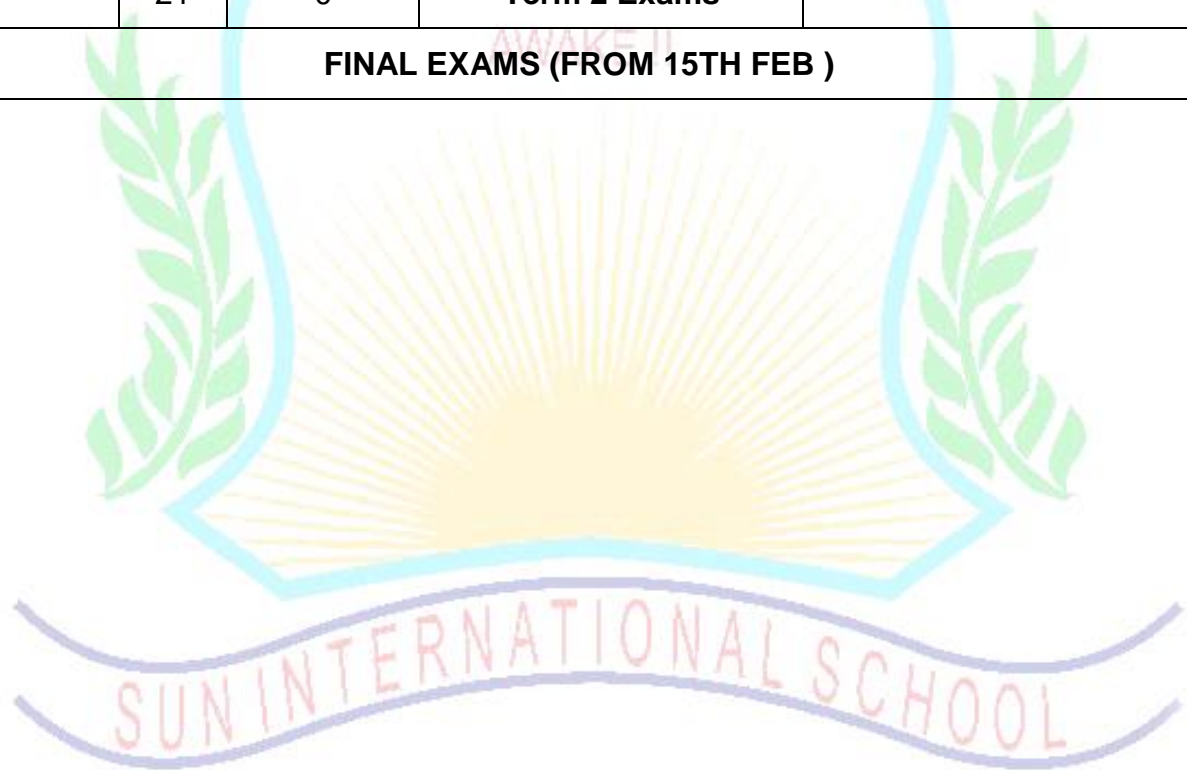
| | | | | |
|--|----|----|--|--|
| JULY | 6 | 13 | 3 digit-Numbers <ul style="list-style-type: none"> Review Worksheet 3 Addition of Three and Four Numbers Math Gym Multiplication <ul style="list-style-type: none"> Multiplication Multiplication tables (2 to 10) Multiplication Using Tables Multiplication 2 digit-Numbers by 1-digit Numbers Math Gym Multiplication 3 digit-Numbers by 1-digit Numbers Review Worksheet 4 | <u>Array Drawing Activity:</u> Students will draw rows and columns of dots to represent multiplication facts. Example: 2 rows of 5 dots $\rightarrow 2 \times 5 = \underline{\quad}$. |
| | 7 | 13 | Revision | |
| PT- 1 (FROM 13TH JULY) | | | | |
| AUG | 8 | 12 | Division <ul style="list-style-type: none"> Do and Learn: Introducing Division Division | <u>Sharing Activity –</u> Students will equally distribute objects (toffees, pencils, counters) among friends to understand the concept of division. |
| | 9 | 11 | Division <ul style="list-style-type: none"> Long-Division Form Story Sums on Division | <u>Candy Activity-</u> Students will divide 10 candies among 5 children in the classroom. |
| SEP | 10 | 10 | Term 1 Revision | |
| | 11 | 0 | Term 1 Exams | |
| TERM 1 (FROM 15TH SEP) | | | | |
| OCT | 12 | 11 | Money <ul style="list-style-type: none"> Money Do and Learn: Changing Money Money Maths | <u>Classroom Shop Activity –</u> Students will use paper coins/notes to buy classroom items and calculate the total amount. |
| | 13 | 8 | Money <ul style="list-style-type: none"> Adding Money Subtracting Money Review Worksheet 5 | Draw coins/notes and write their value. (Rs 5, Rs 20 and Rs 100) |
| DUSSEHRA HOLIDAYS (18TH OCT- 20TH OCT) | | | | |

| DIWALI HOLIDAYS (7TH NOV-11TH NOV) PRE BOARD 1 (FROM 16TH NOV) | | | | |
|---|----|----|---|--|
| NOV | 14 | 8 | Geometrical Shapes <ul style="list-style-type: none"> • Shapes of Solids • Do and Learn: Shapes | <u>Shape Hunt Activity</u> – Students will identify shapes in the classroom (circle, square, rectangle, triangle) and draw them in their notebooks. |
| | 15 | 13 | Geometrical Shapes <ul style="list-style-type: none"> • Flat Shapes • Do and Learn : Shapes, Half, Quarter • Lines | Draw objects of daily life and write the shape. Example-Clock-circle Door- Rectangle |
| PT-2 / PRE BOARD 2 (FROM 14TH DEC) | | | | |
| DEC | 16 | 13 | Measurements <ul style="list-style-type: none"> • Time and Calendar • Math Gym • Measuring Length • Measuring Mass • Do and Learn: Liquid Measures | Measure notebook length using handspans and write the number. |
| | 17 | 12 | Measurements <ul style="list-style-type: none"> • Liquid Measures • Measuring Liquids • Story Sums on Measurements • Patterns • Data Handling • Review Worksheet 6 | <u>Measure and Record Activity</u> – Students will measure objects like a pencil, book, and desk using a ruler or hand span and record the measurements. |
| WINTER BREAK (31ST DEC-10TH JAN) | | | | |
| JAN | 18 | 4 | Revision of Measurement | |
| | 19 | 10 | Revision of Geometrical shapes | |
| FEB | 20 | 12 | Term 2 Revision | |
| | 21 | 0 | Term 2 Exams | |
| FINAL EXAMS (FROM 15TH FEB) | | | | |

UNIT PLANNER 2026-2027

| SUBJECT- EVS | | | CLASS- II | |
|---|-------------|---------------------|--------------------------------|--|
| MONTH | UNIT | WORKING DAYS | TOPIC/LESSON | ACTIVITIES |
| APRIL | 1 | 8 | Ch - 1 | Show the images of different types of joints on smart board. |
| | 2 | 13 | Ch – 2 (Activity) | Students bring photos of their family members and paste on tree made by them on A4 size paper. |
| MAY | 3 | 11 | Ch - 3 | Draw and colour healthy and junk food. |
| | 4 | 1 | Ch - 3 | |
| SUMMER BREAK (18TH MAY- 20TH JUNE) | | | | |
| JUNE | 5 | 7 | Ch - 4 | Oral Activity will be conducted in class related to healthy food. |
| JULY | 6 | 13 | Ch -5, 6 | Draw kutcha house and pucca house. |
| | 7 | 13 | Ch - 7 | Make a table in which mention different types of clothes used in different seasons. |
| PT- 1 (FROM 13TH JULY) | | | | |
| AUG | 8 | 12 | Ch - 8 | Draw my school and write 5 lines. |
| | 9 | 11 | Ch - 9 Model Test Paper - 1 | Demonstration of plant and it's parts in classroom. |
| SEP | 10 | 10 | Term 1 Revision | |
| | 11 | 0 | Term 1 Exams | |
| TERM 1 (FROM 15TH SEP) | | | | |
| OCT | 12 | 11 | Ch - 10 | Draw a life cycle of butterfly and colour it. |
| | 13 | 8 | Ch - 11 (Activity) | Cut and paste animal and their homes on A4 sheet. |
| DUSSEHRA HOLIDAYS (18TH OCT- 20TH OCT) | | | | |

| DIWALI HOLIDAYS (7TH NOV-11TH NOV) PRE BOARD 1 (FROM 16TH NOV) | | | | |
|---|----|----|------------------------|--|
| NOV | 14 | 8 | Ch - 12 | Draw sky diary Day / Night. |
| | 15 | 13 | Ch - 13,14 | Cut and paste the fast and slow transport. |
| PT-2 / PRE BOARD 2 (FROM 14TH DEC) | | | | |
| DEC | 16 | 13 | Ch - 15 | Activity based on old communication type (string phone). |
| | 17 | 12 | Ch - 16 | Activity based on traffic signals and rules. |
| WINTER BREAK (31ST DEC-10TH JAN) | | | | |
| JAN | 18 | 4 | Model Test Paper - 2 | |
| | 19 | 10 | Term 2 Revision | |
| FEB | 20 | 12 | Term 2 Revision | |
| | 21 | 0 | Term 2 Exams | |
| FINAL EXAMS (FROM 15TH FEB) | | | | |



UNIT PLANNER 2026-2027

| SUBJECT-COMPUTER | | | | CLASS-II |
|--|-------------|---------------------|------------------------|---|
| MONTH | UNIT | WORKING DAYS | TOPIC/LESSON | ACTIVITIES |
| APRIL | 1 | 8 | Ch-1 | Show different computer parts (monitor, CPU, keyboard, mouse). Ask students to identify them and match the part with its function using flashcards. |
| | 2 | 13 | Ch-2 | Write the three steps of computer working: Input → Process → Output and write one example of each. |
| MAY | 3 | 11 | Ch-3 | Students draw Input, Process, Output diagram in their notebook and paste pictures of devices under correct categories. |
| | 4 | 1 | Ch-3 | |
| SUMMER BREAK (18TH MAY- 20TH JUNE) | | | | |
| JUNE | 5 | 7 | Ch-4 | Write the uses of keyboard and mouse (2–3 lines each) and draw a simple keyboard. |
| JULY | 6 | 13 | Ch-4 | |
| | 7 | 13 | Revision | |
| PT- 1 (FROM 13TH JULY) | | | | |
| AUG | 8 | 12 | Ch-5 | Students will type “My Name, My School and My Favourite Colour” in Word and change font size and color. |
| | 9 | 11 | Ch-5 | |
| SEP | 10 | 10 | Term 1 Revision | |
| | 11 | 0 | Term 1 Exams | |
| TERM 1 (FROM 15TH SEP) | | | | |
| OCT | 12 | 11 | Ch-6 | Ask students to draw a house and sun using Paint tools (brush, fill color, shapes). |
| | 13 | 8 | Ch- 6 | |
| DUSSEHRA HOLIDAYS (18TH OCT- 20TH OCT) | | | | |


| DIWALI HOLIDAYS (7TH NOV-11TH NOV) PRE BOARD 1 (FROM 16TH NOV) | | | | |
|---|----|----|------------------------|--|
| NOV | 14 | 8 | Ch- 7 | Teacher will give one computer Picture Puzzle / Odd One Out Worksheet related to computer parts and functions. |
| | 15 | 13 | Ch- 8 | Write two lines about ScratchJr and draw a simple ScratchJr character. |
| PT-2 / PRE BOARD 2 (FROM 14TH DEC) | | | | |
| DEC | 16 | 13 | Ch- 8 | . |
| | 17 | 12 | Ch- 9 | Show examples of AI devices (voice assistant, smart phone suggestions). Ask students to discuss where they see AI in daily life. |
| WINTER BREAK (31ST DEC-10TH JAN) | | | | |
| JAN | 18 | 4 | Revision- 7 | Quiz and worksheet. |
| | 19 | 10 | Revision-8 and 9 | Computer lab practice session. |
| FEB | 20 | 12 | Term 2 Revision | |
| | 21 | 0 | Term 2 Exams | |
| FINAL EXAMS (FROM 15TH FEB) | | | | |



UNIT PLANNER 2026-2027

| SUBJECT-VE | | | CLASS-II | |
|---|------|--------------|---------------------------|--|
| MONTH | UNIT | WORKING DAYS | TOPIC/LESSON | ACTIVITIES |
| APRIL | 1 | 8 | Ch-1 | Write the name of your friend and his/her qualities. |
| | 2 | 13 | Ch-1, Revision of Ch-1 | |
| MAY | 3 | 11 | Ch-2 | Activity given on Page no.18 |
| | 4 | 1 | Revision of Ch-2 | |
| SUMMER BREAK (18TH MAY- 20TH JUNE) | | | | |
| JUNE | 5 | 7 | Ch-3 | Draw one smiley and colour it. |
| JULY | 6 | 13 | Ch-3,4 | Draw 5 sense organs. |
| | 7 | 13 | Ch-5 | Activity given on Page no.38 |
| PT- 1 (FROM 13TH JULY) | | | | |
| AUG | 8 | 12 | Revision of Ch-1,2 | Draw a tree and colour it. |
| | 9 | 11 | Revision of Ch-3,4 | |
| SEP | 10 | 10 | Term 1 Revision | |
| | 11 | 0 | Term 1 Exams | |
| TERM 1 (FROM 15TH SEP) | | | | |
| OCT | 12 | 11 | Ch-6 | Write few lines on 'Honesty is the best policy'. |
| | 13 | 8 | Revision of Ch-5 | |
| DUSSEHRA HOLIDAYS (18TH OCT- 20TH OCT) | | | | |
| DIWALI HOLIDAYS (7TH NOV-11TH NOV) PRE BOARD 1 (FROM 16TH NOV) | | | | |
| NOV | 14 | 8 | Ch-7 | Role play on topic 'Kindness'. |
| | 15 | 13 | Ch-7, Revision of Ch-6 | |


| PT-2 / PRE BOARD 2 (FROM 14TH DEC) | | | | |
|--|----|----|---------------------------|--------------------------------------|
| DEC | 16 | 13 | Revision of Ch-7, Ch-8 | |
| | 17 | 12 | Ch-8 | Draw a poster on "Save Environment". |
| WINTER BREAK (31ST DEC-10TH JAN) | | | | |
| JAN | 18 | 4 | Revision of Ch-5,6 | |
| | 19 | 10 | Revision of Ch-7,8 | |
| FEB | 20 | 12 | Term 2 Revision | |
| | 21 | 0 | Term 2 Exams | |
| FINAL EXAMS (FROM 15TH FEB) | | | | |



UNIT PLANNER 2026-2027

| SUBJECT- G.K | | | CLASS- II | |
|---|-------------|---------------------|------------------------------------|-------------------|
| MONTH | UNIT | WORKING DAYS | TOPIC/LESSON | ACTIVITIES |
| APRIL | 1 | 8 | Page No. 1,2,3,4,5 | |
| | 2 | 13 | Page No. 6,7,8,9,10,11 | |
| MAY | 3 | 11 | Page No. 12,13,14 +Current Affairs | |
| | 4 | 1 | Page No. 15 | |
| SUMMER BREAK (18TH MAY- 20TH JUNE) | | | | |
| JUNE | 5 | 7 | Page No. 16,17,18 | |
| JULY | 6 | 13 | Page No. 19,20,21,22 | |
| | 7 | 13 | Page No. 23,24,25 | |
| PT- 1 (FROM 13TH JULY) | | | | |
| AUG | 8 | 12 | Page No. 26,27,28,29 | |
| | 9 | 11 | Page No. 30,31,32,33 | |
| SEP | 10 | 10 | Term 1 Revision | |
| | 11 | 0 | Term 1 Exams | |
| TERM 1 (FROM 15TH SEP) | | | | |
| OCT | 12 | 11 | Page No. 34,35,36,37,38 | |
| | 13 | 8 | Page No. 39,40,41 | |
| DUSSEHRA HOLIDAYS (18TH OCT- 20TH OCT) | | | | |
| DIWALI HOLIDAYS (7TH NOV-11THNOV) PRE BOARD 1 (FROM 16THNOV) | | | | |
| NOV | 14 | 8 | Page No. 42,43,44 | |
| | 15 | 13 | Page No. 45,46,47,48 | |
| PT-2 / PRE BOARD 2(FROM 14TH DEC) | | | | |
| DEC | 16 | 13 | Page No.49,50,51 | |

| | | | | |
|---|----|----|-----------------------------|--|
| | 17 | 12 | Page No. 52+Current Affairs | |
| WINTER BREAK (31ST DEC-10TH JAN) | | | | |
| JAN | 18 | 4 | Revision | |
| | 19 | 10 | Revision | |
| FEB | 20 | 12 | Term 2 Revision | |
| | 21 | 0 | Term 2 Exams | |
| FINAL EXAMS (FROM 15TH FEB) | | | | |



UNIT PLANNER 2026-2027

| SUBJECT- SKILL | | | | CLASS- II |
|---|------|--------------|---|--|
| MONTH | UNIT | WORKING DAYS | TOPIC/LESSON | ACTIVITIES |
| APRIL | 1 | 8 | Ch-1 Good Touch and Bad Touch | "Traffic Light Body Map": Create a large drawing of a child. Students will mark areas with colored stickers: Green for safe zones (head, hand, shoulder) and Red for private body parts (covered by a swimsuit). |
| | 2 | 13 | Ch-1 Good Touch and Bad Touch | |
| MAY | 3 | 11 | Ch-2 Safety with Strangers | Role Play – Students will learn about the Safe hugs and Stranger hugs. |
| | 4 | 1 | Ch-2 Safety with Strangers | |
| SUMMER BREAK (18TH MAY- 20TH JUNE) | | | | |
| JUNE | 5 | 7 | Ch-3 My Body My Rules | |
| JULY | 6 | 13 | Ch-3 My Body My Rules | "The Bubble Walk" Students have to walk around with arms outstretched to visualize their personal space. |
| | 7 | 13 | Ch-4 The Power of the Voice | "Volume Control" Practicing sentences at different levels. |
| PT- 1 (FROM 13TH JULY) | | | | |
| AUG | 8 | 12 | Ch-5 Smart Moves and Safety Positions | The "Safety Steps" Learning to shuffle backward while keeping eyes on the threat. |
| | 9 | 11 | Ch-6 The ultimate goal of "Self Defence" | "Safety Scavenger Hunt" Walk around the school or home area and point out safe spots. |
| SEP | 10 | 10 | Term 1 Revision | |

| | | | | |
|---|----|----|-------------------------------------|--|
| | 11 | 0 | Term 1 Exams | |
| TERM 1 (FROM 15TH SEP) | | | | |
| OCT | 12 | 11 | Ch-7 Introduction to Yoga | |
| | 13 | 8 | Ch-8 My Body and Awareness | Students will learn to sit in "Sukhasana" |
| DUSSEHRA HOLIDAYS (18TH OCT- 20TH OCT) | | | | |
| DIWALI HOLIDAYS (7TH NOV-11TH NOV) PRE BOARD 1 (FROM 16TH NOV) | | | | |
| NOV | 14 | 8 | Ch-8 My Body and Awareness | |
| | 15 | 13 | Ch- 9 Yoga Asanas and Stretching | Practicing different poses. |
| PT-2 / PRE BOARD 2 (FROM 14TH DEC) | | | | |
| DEC | 16 | 13 | Ch-10 Meditation | Balloon Breathe and Balancing Poses |
| | 17 | 12 | Ch-11 Rest and Relaxation | Cooling down with 'Shavasana' and mindfulness. |
| WINTER BREAK (31ST DEC-10TH JAN) | | | | |
| JAN | 18 | 4 | Ch- 12 Surya namaskar | |
| | 19 | 10 | Ch- 12 Surya namaskar | |
| FEB | 20 | 12 | Term 2 Revision | |
| | 21 | 0 | Term 2 Exams | |
| FINAL EXAMS (FROM 15TH FEB) | | | | |

PT-1 SYLLABUS

Class-II

| | |
|--------------------|---|
| ENGLISH | Lit – Ch- 1, Poem- The swings Grammar- Ch- 1,2 |
| HINDI | मेधा पाठ -1,2 सार्थक पाठ-1, 16 (कवितालेखन) |
| MATHEMATICS | 2-digit Numbers (Page no.1 to 22), 3-digit Numbers (Page no.23 to 36) |
| EVS | Ch- 1 and 3 |
| COMPUTER | Ch-1 |

TERM - 1 SYLLABUS

Class-II

| | |
|--------------------|---|
| ENGLISH | Lit- Ch- 3, 4, 5 Poem- Walk with Grandpa, White Hen Grammar-Ch- 3, 4, 5, 6, 7, 8, 9, 10, 11, 23 (Antonyms, One Word Substitution) Writing- Comprehension, Letter Writing |
| HINDI | मेधा पाठ -3, 4, 6, 7, 8, 9 सार्थक पाठ -2, 3, 4, 5, 6, 7, 15 (वस्तुवर्णन), मेरा परिचय |
| MATHEMATICS | 3-digit Numbers (Page no.37 to 66), Multiplication (Page no.67 to 86), Division (Page no.87 to 94), Tables- 2 to 5 |
| EVS | Ch- 4,5,6,7 and 8 |
| COMPUTER | Ch- 2,3 and 4 |
| VE | Ch -1, 2,3 and 4 |
| G.K | Page No. 1 to 30 +Current Affairs |
| SKILL | Ch- 1,2,3,4,5 and 6 |

PT-2 SYLLABUS**Class-II**

| | |
|--------------------|---|
| ENGLISH | Lit-Ch-6, Poem- The Fly Grammar- Ch- 17,18 |
| HINDI | मेधा पाठ- 10, 11 सार्थक पाठ -8, वाक्यलेखन |
| MATHEMATICS | Money (Page no.95 to 106) |
| EVS | Ch- 9 and 10 |
| COMPUTER | Ch-5,6 |

TERM - 2 SYLLABUS**Class- II**

| | |
|--------------------|--|
| ENGLISH | Lit- Ch- 7, 9, 10 Poem- Cradle Song, Wheels, Little Raindrops Grammar- Ch-12, 13,14, 15, 16,19, 20, 21, 22, 23 (Homophones, Silent letters) Writing- Comprehension, Paragraph Writing |
| HINDI | मेधा पाठ 12,13,14,15,16,17 सार्थक पाठ- 9,10,11,12,13,14,16 (कहानीलेखन, शब्दभण्डार, चित्र वर्णन) |
| MATHEMATICS | Geometrical Shapes (Page no.107 to 114), Measurements (Page no.116 to 140), Tables- 2 to 10 |
| EVS | Ch- 12,13,14,15 and 16 |
| COMPUTER | Ch-7,8 and 9 |
| VE | Ch -5, 6, 7, 8 |
| G.K | Page No. 31 to 52 +Current Affairs |
| SKILL | Ch- 7,8,9,10,11 and 12 |